




Table of Contents

AvsPmod	2
History	2
Supported Frame Servers	2
Categories	2
Wikipedia draft	2
См. также	3


AvsPmod

[AviSynth](#), [video](#), [editor](#)

AvsPmod (former AvsP) is an open source  [AviSynth](#) script editor^{1) 2)}, i.e. video script editor, written by Peter Jang and maintained by a community of enthusiasts³⁾. It's a tabbed text editor with AviSynth-specific syntax highlighting, autocompletion, made to simplify the development of scripts⁴⁾. AvsPmod has built-in frame accurate video player to show the actual result of rendering AviSynth scripts.

It's officially recommended  [IDE](#)/ [GUI](#) by AviSynth developers. What really makes AvsPmod unique is the ability to create graphical sliders and other elements for any filter's arguments, essentially giving AviSynth a GUI without losing any of its powerful features.






History

The project was started in 2006 as AvsP by Peter Jang⁵⁾ under GPL license, was actively developed for two years and became abandoned by its original developer. Since the beginning AvsP was published at  [Doom9 forum](#) and became very popular in the video processing community. In 2010 it's development was continued as AvsPmod by forum members. In 2013 Diego Fernández Gosende created [GitHub repository](#) and started to maintain the development of AvsPmod along with other contributors.


Supported Frame Servers

Frame Server	OS	Link
AviSynth	Windows (x86)	http://avisynth.nl/index.php/Main_Page
AviSynth+	Windows (x64 and x86)	http://avs-plus.net/
AvxSynth	Linux	https://github.com/avxsynth/avxsynth/wiki

Categories

-  [Cross-platform free software](#)
-  [Free software programmed in Python](#)
-  [Free video software](#)
-  [Video editing software](#)
-  [Video editing software for Linux](#)

Wikipedia draft

I have tried to publish this article at Wikipedia without success. The article was rejected as the reference base was not enough good to meet  [Wikipedia requirements](#). It was rejected four times⁶⁾ and I decided to put it here.

Just in case I put here the draft in MediaWiki syntax and accompanying files:

- [avspmod-wikipedia-draft.7z](#) - source
- [screenshot-en-wikipedia-org-wiki-draft-avspmod.pdf](#) - screen capture with reviewer's comments
- [draft_avspmod_-_wikipedia.pdf](#) - clean print

См. также

- [Достойные программы Freeware](#)

1)

Bidmead, Chris (25 June 2009). "Getting Started with Avisynth. Turn your PC into a video powerhouse". *The Register*. 38 Chancery Lane, London, WC2A 1LF UK: Situation Publishing. Retrieved 20 March 2018.

"This is all very wonderful, you might be saying, but no darn use to me if it involves having to write a script like that. So here's where I drop my mask of advanced geekery and tell you that I didn't actually write that script. Nor did anybody else. It was written for me by a particularly neat piece of software called AvsP. AvsP is a text editor that understands Avisynth a lot better than I do. And it can show me, frame by frame, what it's doing - it has its own built-in mini-Moviola, if you like. And like Avisynth, it's free."

2)

Mostéfaoui, Soraya Kouadri; Ferreira, Giselle; Williams, Judith; Herman, Clem (2012-01-17). "Using Creative Multimedia in Teaching and Learning ICTs: A Case Study". *European Journal of Open, Distance and E-learning*. The Open University, UK. 15 (1). 464. ISSN 1027-5207. OCLC 615018740. Retrieved 20 March 2018

"Though it is possible to produce the AviSynth scripts using a standard text editor, the task can be considerably simplified by the use of the script editor AvsP which works in conjunction with AviSynth and includes a video previewer enabling the user to see the results of running a script. The main software suite used was, therefore, Audacity, AviSynth and AvsP. Between them these three provided the tools needed for students to create and edit audio material and to manipulate still or moving images, combining the audio and images to produce video output."

3)

Mohr, Neil (March 2013). "Encode Videos in Full HD Quality". *Maximum PC, March 2013*. 400 Shoreline Court, Suite 400, South San Francisco, CA 94080: FUTURE US, INC. Retrieved 19 March 2018.

"Start AvsP, then drag the video.grf and audio.grf files to the AvsP window individually [...] We're building a script here that AviSynth will run, which is why it seems like programming."

4)

Dr. Volker, Zota (3 November 2012). "Autovideomagie. Videos automatisch per Skript verarbeiten" [Vide-O-Matic. Automatically processing videos by Scripts]. *C't magazin für computer technik*, 24/2012, p.186 (in German). Karl-Wiechert-Allee 10, 30625 Hannover, Germany: Heise Medien GmbH & Co. KG. Retrieved 18 March 2018.


"Dabei leistet der AviSynth-Editor AvsPmod wertvolle Dienste: Syntax-Highlighting verhilft zu mehr Übersicht, Autovervollständigung vereinfacht die Befehlseingabe und interaktive Slider helfen beim Positionieren von Elementen."


5)


Software Description in avsp.py (included with the AvsPmod 2.5.1 for Windows)

6)

29 May 2018 by  [Tazerdadog](#)

21 May 2018 by  [Legacypac](#)

19 March 2018 by  [Chetsford](#)

18 March 2018 by  [Heliosxeros](#)

From:
<https://kibi.ru/> - **КибИ.ру**

Permanent link:
<https://kibi.ru/avspmod?rev=1552908365>

Last update: **2019/03/18 14:26**

